


Rears-built Pak-Flail design:
heavy gauge housing and
mast components

Hydraulic motor
chain drive feed
roll



Adjustable speed feed
roller with reverse

Adjustable height
gauge wheels

Material sizing screen
for even shred quality

Swath 60"
Overall width 68"
Weight 2300lbs

call for additional widths



Optional Inlet
Brush Guide

Flail housing 5/16" steel plate formed housing

Rotor shaft 1 15/16" diameter rotor shaft

Rotor bearing 1 15/16" narrow ball bearing with steel housing

Blade OM750 hammer

Belt drive, rotor 3 groove 5VX Powerband®

Rears quick-draw tensioner pull drive belts to their proper tension-
spring indicator registers target tension

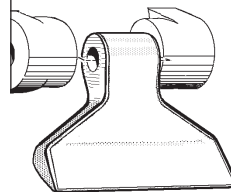
Flail gearbox 1:3 ratio, 85hp rating

Input driveline category 6

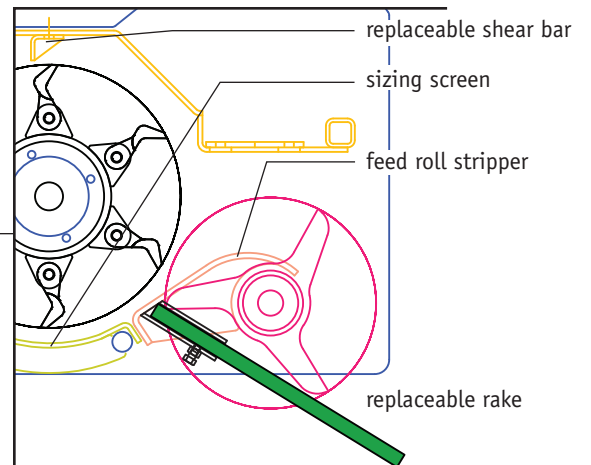
Hydraulics requires one set of tractor remotes

Chain drive, feed roll double strand 60 chain

Rakes optional replaceable rakes installed between feed roll teeth



OM750 hammer



For more information,
or the location of your nearest dealer,
please call 800.547.8925